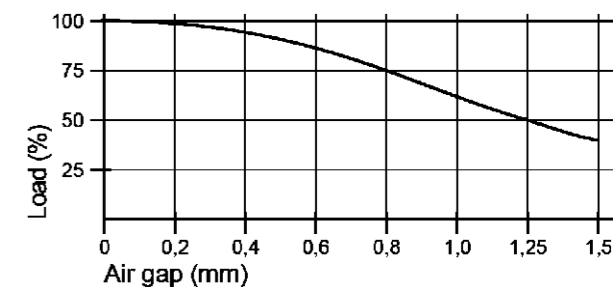
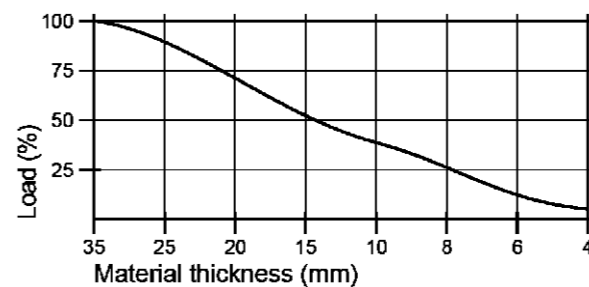


Specification FXE 7200-100

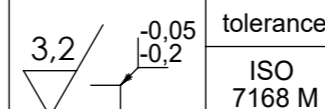
Nominative Force: 261 kN	lifting capacity EN 13155/WLL
Materialthickness >35mm (100%)	WLL= 7200kg at air gap 0,6mm
3x 15,9 kVA	
U: 380-480V Pulse	Protection type IP 65
R: 3x 1,7Ω	Protection category SK I

Max. Load capacity at sheets and 4-edge pipes

T material thickness	Lmax (mm)	Wmax (mm)	Wll (kg)
>=10mm	3000	2000	2400
>=20mm	4000	2500	4800
>=35mm	4250	3200	7200



Schutzvermerk nach DIN ISO 16016 beachten!
Nachdruck nur mit unserer Genehmigung!
All rights reserved according to DIN ISO 16016!
Reprint with our permission only!



tolerance
ISO 7168 M

material: weight: 400.00

drawing no.: **0020070**

description: **FXE-HD 7200-100**

	date	name
drawn	23.01.2023	TW
edit	18.10.2023	
appr.	18.10.2023	TW

FLAIG
Magnetsysteme
www.flraig-te.de

part no.: **10607203-1**

sheet
1 / 2
A3

scale: 1:8 Status: Freigegeben



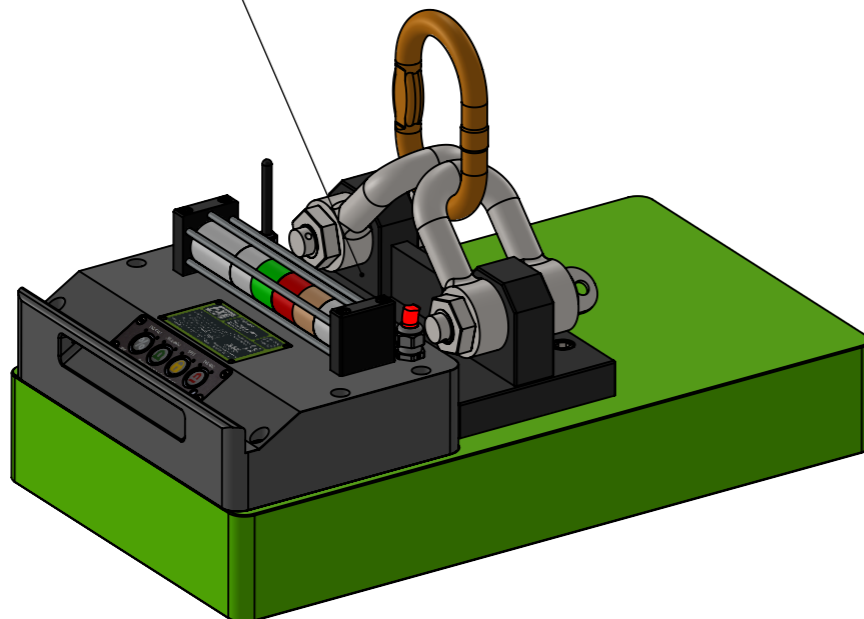
RADIO REMOTE CONTROL:

Please note when using the remote control:
First press the red button for ON/OFF;
the Green Radio LED lights

- For switching aim for the magnet.
- Function and operation of each button see section 3 of this manual!
- Operate the magnet only by one person!
- Max. Reach 25m
- When the red Battery-LED lights, change the battery

LIFTING SENSOR:

With integrated Lifting Sensor "Magnetize" and "Demagnetize" on floating Load and Lifting Magnet is not possible!



FRONT BOARD CONTROL PANEL:

The Lifting Magnet FXE is controlled via 4 built pushbuttons, they are from left to right:
PICK-UP with red LED • FULL-MAG with green LED • SAFE with orange LED • DE-MAG with white LED

Connect the lifting magnets at 400V mains voltage. The white LED above the button DE-MAG flashes to indicate that the magnet is in an undefined state.

Lifting in PICK-UP mode:

To check whether the workpiece can be transported with sufficient safety, or to lift a single sheet metal from a stack. Place the magnet on the workpiece and press the PICK-UP button, the orange Cycle LED will flash briefly above the SAFE key. The red LED above the PICK-UP button then lights up to indicate that the magnet is activated with partial power. **In this state, the workpiece may only be lifted slightly but must not be transported under any circumstances!**

Transport in FULL-MAG operation:

After checking the safety by means of the PICK-UP operation or directly from the DE-MAG switching state, the maximum magnetization can be triggered with this key. After pressing, the orange cycle LED above the SAFE key lights up briefly and then the green status LED above the FULL-MAG key turns on to indicate that the maximum magnetization has occurred. Carry out transports only if the green LED lights up and the alarm LED (SAFE) does not flash!

Releasing the workpiece by DE-MAG:

To release the workpiece, the SAFE and DE-MAG keys must be pressed simultaneously. The orange cycle LED above the SAFE key lights up briefly and then the white status LED above the DE-MAG key lights up.

LED signal lights:

For better visualisation a LED signal light is mounted on the magnet. The signal lights show the same status as the lights on the front board control panel.

Schutzvermerk nach DIN ISO 16016 beachten! Nachdruck nur mit unserer Genehmigung!					tolerance	material:	weight: 400.00
All rights reserved according to DIN ISO 16016! Reprint with our permission only!					ISO 7168 M	drawing no.: 0020070	
				date	name	description: FXE-HD 7200-100	
				drawn	23.01.2023	TW	
				edit	18.10.2023		
				appr.	18.10.2023	TW	
04	Tabellenwerte	18.10.2023	TW	 www.flraig-te.de		part no.:	sheet
03	Gewicht	24.03.2023	TW			10607203-1	2 / 2
02	Artikelnummer	14.02.2023	TW			A3	
rev.	change	date	name	scale: 1:1	Status: Freigegeben		